

Low Voltage Track System Module ML26-RS40-16W-927-18

Light Output Ratio:	100.0%	
Luminaire Power:	15.96 W	
SHR Nominal:	0.00	Calculated using the TM5
SHR Maximum:	1.00	fine grid method.

C Range: 0 - 360DEG
C Interval: 15.0DEG
Test Speed: HIGH
Temperature: 25.3DEG
Operators: Jason
Test Date: 2020-05-11

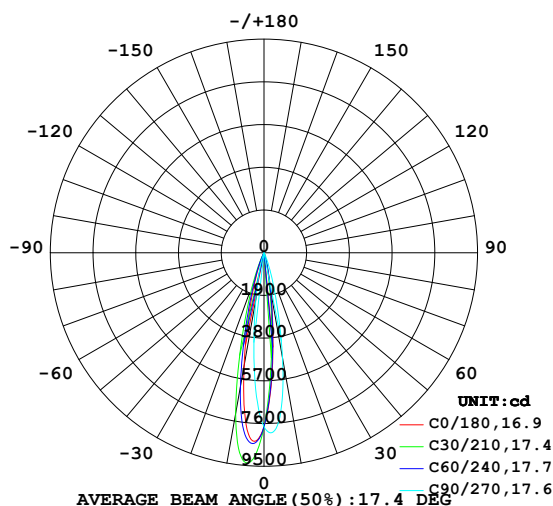
γ Range: 0 - 90DEG
 γ Interval: 0.5DEG
Test System: EVERFINE GO-2000B_V1 SYSTEM V2.0.362
Humidity: 58%
Test Distance: 5.850m [K=1.0000]
Remarks:

LUMINAIRE PHOTOMETRIC TEST REPORT

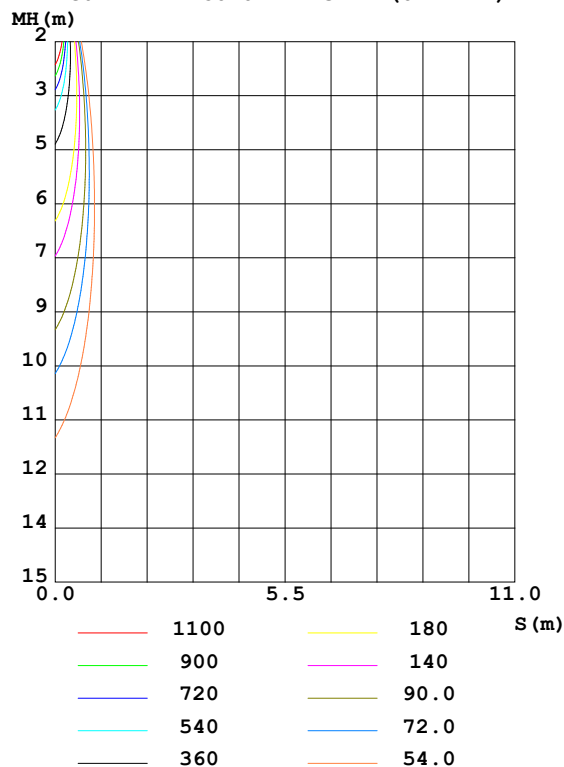
Test:U:48.00V I:0.3324A P:15.96W PF:1.000 Freq:0Hz Lamp Flux:1102.83x1 lm		
NAME: ML26-RS40-16W-927-18	TYPE:Low Voltage Track System Module	
SPEC.:2700K	DIM.: ϕ 40mm*H70mm	
MFR.: NEKO LIGHTING AG		

DATA OF LAMP		PHOTOMETRIC DATA Eff: 69.12 lm/W			
MODEL	CITIZEN-2700K	I _{max} (cd)	10030	S/MH (C0/180)	0.39
NOMINAL POWER (W)	16	LOR (%)	100.0	S/MH (C90/270)	0.23
RATED VOLTAGE (V)	48	TOTAL FLUX (lm)	1102.8	η UP,DN (C0-180)	0.0,50.7
NOMINAL FLUX (lm)	1102.83	CIE CLASS	DIRECT	η UP,DN (C180-360)	0.0,49.3
LAMPS INSIDE	1	η up (%)	0.0	CIBSE SHR NOM	0.00
TEST VOLTAGE (V)	48	η down (%)	100.0	CIBSE SHR MAX	1.00

LUMINOUS INTENSITY DISTRIBUTION DIAGRAM



C0 PLANE ISOLUX DIAGRAM (UNIT:lx)



C Range: 0 - 360DEG
C Interval: 15.0DEG
Test Speed: HIGH
Temperature:25.3DEG
Operators:Jason
Test Date:2020-05-11

γ Range: 0 - 90DEG
 γ Interval: 0.5DEG
Test System:EVERFINE GO-2000B_V1 SYSTEM V2.0.362
Humidity:58%
Test Distance:5.850m [K=1.0000]
Remarks:

ZONAL FLUX DIAGRAM

ZONAL FLUX DIAGRAM:

γ	C0	C45	C90	C135	C180	C225	C270	C315	γ	Φ zone	Φ total	%lum, lamp
10	170.2	140.5	475.6	805.9	511.9	715.7	210.2	118.5	0- 10	530.7	530.7	48.1,48.1
20	13.69	10.51	66.04	138.2	75.93	131.3	18.27	9.258	10- 20	470.4	1001	90.8,90.8
30	1.826	1.455	5.269	10.18	5.695	8.435	1.743	1.202	20- 30	87.28	1088	98.7,98.7
40	0.3581	0.2860	0.7904	1.291	0.8082	1.085	0.3816	0.2867	30- 40	11.09	1099	99.7,99.7
50	0.0859	0.0650	0.1496	0.2964	0.1870	0.2190	0.0692	0.0606	40- 50	2.521	1102	99.9,99.9
60	0.0186	0.0130	0.0341	0.0634	0.0381	0.0459	0.0141	0.0134	50- 60	0.6182	1103	100,100
70	0.0073	0.0042	0.0092	0.0118	0.0078	0.0115	0.0033	0.0055	60- 70	0.1493	1103	100,100
80	0.0047	0.0040	0.0046	0.0045	0.0033	0.0046	0.0028	0.0038	70- 80	0.0548	1103	100,100
90	0.0045	0.0040	0.0035	0.0048	0.0031	0.0029	0.0028	0.0040	80- 90	0.0409	1103	100,100
100									90-100			
110									100-110			
120									110-120			
130									120-130			
140									130-140			
150									140-150			
160									150-160			
170									160-170			
180									170-180			
DEG	LUMINOUS INTENSITY:×10cd									UNIT:lm		

Conical surface Flux(90deg): 1101.1 lm

%lum = 99.8%

%lamp = 99.8%

Conical surface Flux(120deg): 1102.6 lm

%lum = 100.0%

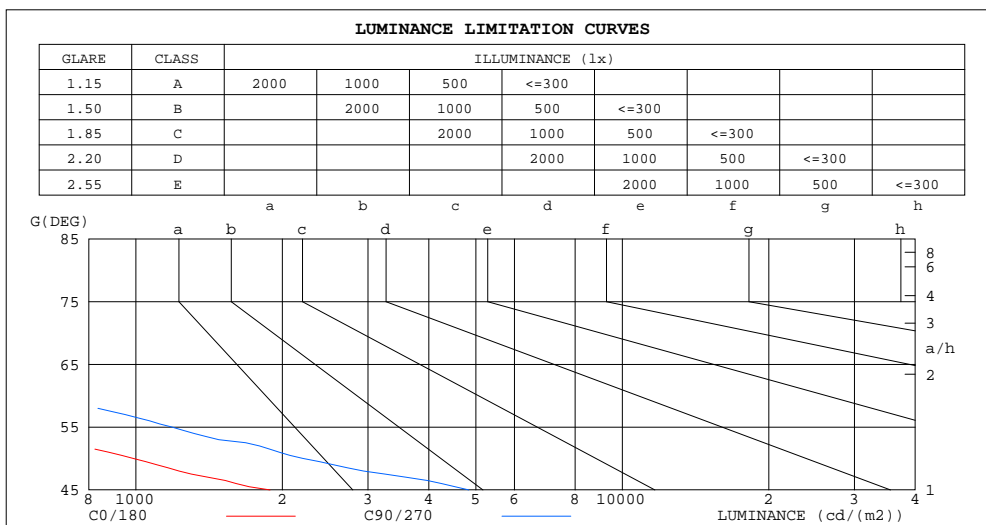
%lamp = 100.0%

C Range: 0 - 360DEG
C Interval: 15.0DEG
Test Speed: HIGH
Temperature:25.3DEG
Operators:Jason
Test Date:2020-05-11

γ Range: 0 - 90DEG
 γ Interval: 0.5DEG
Test System:EVERFINE GO-2000B_V1 SYSTEM V2.0.362
Humidity:58%
Test Distance:5.850m [K=1.0000]
Remarks:

LUMINANCE LIMITATION CURVES

Test:U:48.00V I:0.3324A P:15.96W PF:1.000 Freq:0Hz Lamp Flux:1102.83x1 lm		
NAME: ML26-RS40-16W-927-18	TYPE:Low Voltage Track System Module	
SPEC.:2700K	DIM.: ϕ 40mm*H70mm	
MFR.: NEKO LIGHTING AG		



LUMINANCE cd/(m2)		
G(DEG)	C0/180	C90/270
85	379	419
80	201	251
75	161	222
70	158	255
65	186	363
60	275	645
55	505	1185
50	988	2204
45	1887	4834

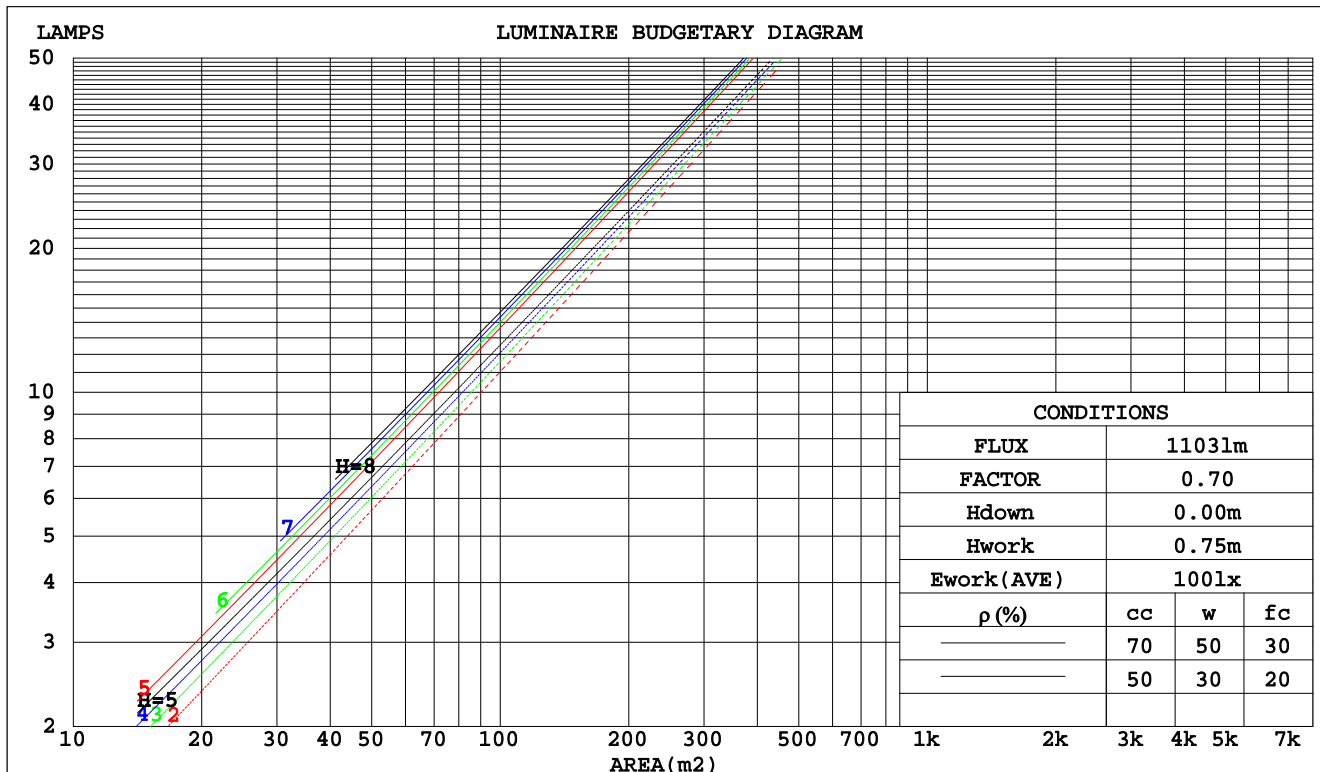
C Range: 0 - 360DEG
C Interval: 15.0DEG
Test Speed: HIGH
Temperature:25.3DEG
Operators:Jason
Test Date:2020-05-11

γ Range: 0 - 90DEG
 γ Interval: 0.5DEG
Test System:EVERFINE GO-2000B_V1 SYSTEM V2.0.362
Humidity:58%
Test Distance:5.850m [K=1.0000]
Remarks:

CU AND LUMINAIRE BUDGETARY ESTIMATE DIAGRAM

Test:U:48.00V I:0.3324A P:15.96W PF:1.000 Freq:0Hz Lamp Flux:1102.83x1 lm		
NAME: ML26-RS40-16W-927-18	TYPE:Low Voltage Track System Module	
SPEC.:2700K	DIM.: $\phi 40\text{mm} \times \text{H}70\text{mm}$	
MFR.: NEKO LIGHTING AG		

pcc	80%			70%			50%			30%			10%			0
pw	50%	30%	10%	50%	30%	10%	50%	30%	10%	50%	30%	10%	50%	30%	10%	0
pfc	20%			20%			20%			20%			20%			0
RCR	Coefficients of Utilization(CU)															
0.0	1.19	1.19	1.19	1.16	1.16	1.16	1.11	1.11	1.11	1.06	1.06	1.06	1.02	1.02	1.02	1.00
1.0	1.14	1.12	1.10	1.11	1.10	1.09	1.08	1.06	1.05	1.04	1.03	1.02	1.01	.00	.99	.98
2.0	1.09	1.06	1.04	1.07	1.05	1.03	1.04	1.02	1.01	1.02	1.00	.99	.99	.98	.97	.95
3.0	1.05	1.02	.00	1.04	1.01	.99	1.02	.99	.97	.99	.97	.96	.97	.96	.94	.93
4.0	1.02	.98	.96	1.01	.98	.95	.99	.96	.94	.97	.95	.93	.96	.94	.92	.91
5.0	.99	.95	.93	.98	.95	.92	.97	.94	.92	.95	.93	.91	.94	.92	.90	.89
6.0	.96	.93	.90	.96	.92	.90	.94	.92	.89	.93	.91	.89	.92	.90	.88	.87
7.0	.94	.90	.88	.93	.90	.88	.92	.89	.87	.91	.89	.87	.90	.88	.86	.86
8.0	.92	.88	.86	.91	.88	.86	.90	.87	.85	.90	.87	.85	.89	.87	.85	.84
9.0	.90	.86	.84	.89	.86	.84	.89	.86	.84	.88	.85	.83	.87	.85	.83	.82
10.0	.88	.85	.82	.88	.84	.82	.87	.84	.82	.86	.84	.82	.86	.83	.82	.81



C Range: 0 - 360DEG
C Interval: 15.0DEG
Test Speed: HIGH
Temperature:25.3DEG
Operators:Jason
Test Date:2020-05-11

γ Range: 0 - 90DEG
 γ Interval: 0.5DEG
Test System:EVERFINE GO-2000B_V1 SYSTEM V2.0.362
Humidity:58%
Test Distance:5.850m [K=1.0000]
Remarks:

WEC AND CCEC

Test:U:48.00V I:0.3324A P:15.96W PF:1.000 Freq:0Hz Lamp Flux:1102.83x1 lm		
NAME: ML26-RS40-16W-927-18	TYPE:Low Voltage Track System Module	
SPEC.:2700K	DIM.: ϕ 40mm*H70mm	
MFR.: NEKO LIGHTING AG		

pcc	80%			70%			50%			30%			10%			0	
pw	50%	30%	10%	50%	30%	10%	50%	30%	10%	50%	30%	10%	50%	30%	10%	0	
pfc	20%			20%			20%			20%			20%			0	
RCR	RCR:Room Cavity Ratio						Wall Exitance Coefficients(WEC)										
0.0																	
1.0	.124	.070	.022	.117	.067	.021	.105	.060	.019	.093	.054	.017	.083	.048	.015		
2.0	.113	.062	.019	.108	.059	.018	.098	.054	.017	.088	.049	.015	.080	.045	.014		
3.0	.104	.055	.017	.100	.053	.016	.091	.050	.015	.084	.046	.014	.077	.042	.013		
4.0	.097	.050	.015	.093	.049	.014	.086	.046	.014	.080	.043	.013	.074	.040	.012		
5.0	.091	.046	.013	.088	.045	.013	.082	.042	.013	.076	.040	.012	.071	.038	.011		
6.0	.085	.043	.012	.083	.042	.012	.078	.040	.012	.073	.038	.011	.068	.036	.011		
7.0	.081	.040	.011	.078	.039	.011	.074	.037	.011	.070	.036	.010	.066	.034	.010		
8.0	.077	.037	.011	.075	.037	.010	.071	.035	.010	.067	.034	.010	.064	.033	.010		
9.0	.073	.035	.010	.071	.035	.010	.068	.034	.010	.065	.032	.009	.062	.031	.009		
10.0	.070	.033	.009	.068	.033	.009	.065	.032	.009	.062	.031	.009	.060	.030	.009		

pcc	80%			70%			50%			30%			10%			0
pw	50%	30%	10%	50%	30%	10%	50%	30%	10%	50%	30%	10%	50%	30%	10%	0
pfc	20%			20%			20%			20%			20%			0
RCR	RCR:Room Cavity Ratio						Ceiling Cavity Exitance Coefficients(CCEC)									
0.0	.190	.190	.190	.163	.163	.163	.111	.111	.111	.064	.064	.064	.020	.020	.020	
1.0	.167	.158	.149	.143	.135	.128	.098	.093	.089	.056	.054	.052	.018	.017	.017	
2.0	.148	.133	.120	.127	.114	.103	.087	.079	.072	.050	.046	.042	.016	.015	.014	
3.0	.133	.113	.098	.114	.098	.085	.078	.068	.059	.045	.040	.035	.014	.013	.011	
4.0	.119	.098	.081	.102	.084	.070	.070	.059	.050	.041	.034	.029	.013	.011	.010	
5.0	.108	.085	.068	.093	.074	.059	.064	.051	.042	.037	.030	.025	.012	.010	.008	
6.0	.099	.075	.058	.085	.065	.050	.059	.045	.036	.034	.027	.021	.011	.009	.007	
7.0	.091	.066	.049	.078	.058	.043	.054	.040	.030	.031	.024	.018	.010	.008	.006	
8.0	.084	.059	.043	.072	.052	.037	.050	.036	.026	.029	.021	.016	.009	.007	.005	
9.0	.078	.054	.037	.067	.047	.032	.047	.033	.023	.027	.019	.014	.009	.006	.005	
10.0	.073	.049	.033	.063	.042	.028	.044	.030	.020	.025	.018	.012	.008	.006	.004	

C Range: 0 - 360DEG
C Interval: 15.0DEG
Test Speed: HIGH
Temperature:25.3DEG
Operators:Jason
Test Date:2020-05-11

γ Range: 0 - 90DEG
 γ Interval: 0.5DEG
Test System:EVERFINE GO-2000B_V1 SYSTEM V2.0.362
Humidity:58%
Test Distance:5.850m [K=1.0000]
Remarks:

UGR(Unified Glare Rating) Table

Test:U:48.00V I:0.3324A P:15.96W PF:1.000 Freq:0Hz Lamp Flux:1102.83x1 lm										
NAME: ML26-RS40-16W-927-18					TYPE:Low Voltage Track System Module					
SPEC.:2700K					DIM.: ϕ 40mm*H70mm					
MFR.: NEKO LIGHTING AG										
ceiling/cavity	0.7	0.7	0.5	0.5	0.3	0.7	0.7	0.5	0.5	0.3
walls	0.5	0.3	0.5	0.3	0.3	0.5	0.3	0.5	0.3	0.3
working plane	0.2	0.2	0.2	0.2	0.2	0.2	0.2	0.2	0.2	0.2
Room dimensions	Viewed crosswise					Viewed endwise				
x = 2H y = 2H	-3.4	-2.9	-3.2	-2.7	-2.6	1.5	2.0	1.7	2.2	2.3
3H	-3.5	-3.0	-3.3	-2.8	-2.6	1.4	1.9	1.6	2.1	2.3
4H	-3.6	-3.1	-3.3	-2.9	-2.7	1.3	1.8	1.5	2.0	2.2
6H	-3.7	-3.2	-3.4	-3.0	-2.7	1.2	1.7	1.5	1.9	2.2
8H	-3.7	-3.2	-3.4	-3.0	-2.7	1.2	1.6	1.5	1.9	2.1
12H	-3.7	-3.2	-3.4	-3.0	-2.7	1.1	1.6	1.4	1.8	2.1
4H 2H	-3.6	-3.1	-3.3	-2.9	-2.7	1.3	1.8	1.5	2.0	2.2
3H	-3.7	-3.3	-3.4	-3.0	-2.8	1.1	1.6	1.4	1.8	2.1
4H	-3.8	-3.4	-3.5	-3.1	-2.8	1.0	1.4	1.4	1.7	2.0
6H	-3.9	-3.5	-3.5	-3.2	-2.9	0.9	1.3	1.3	1.6	2.0
8H	-3.9	-3.6	-3.5	-3.2	-2.9	0.9	1.2	1.3	1.6	1.9
12H	-3.9	-3.6	-3.5	-3.2	-2.8	0.9	1.2	1.3	1.5	1.9
8H 4H	-4.0	-3.6	-3.6	-3.3	-2.9	0.9	1.2	1.3	1.6	1.9
6H	-4.0	-3.7	-3.6	-3.3	-2.9	0.8	1.1	1.2	1.5	1.9
8H	-4.0	-3.8	-3.6	-3.4	-2.9	0.7	1.0	1.2	1.4	1.8
12H	-4.0	-3.8	-3.5	-3.3	-2.9	0.7	0.9	1.2	1.4	1.8
12H 4H	-4.0	-3.7	-3.6	-3.3	-2.9	0.8	1.1	1.2	1.5	1.9
6H	-4.1	-3.8	-3.6	-3.4	-3.0	0.7	1.0	1.2	1.4	1.8
8H	-4.1	-3.8	-3.6	-3.4	-2.9	0.7	0.9	1.1	1.3	1.8
Variations with the observer position at spacings:										
S = 1.0H	+ 3.5 / - 7.1					+ 5.4 / -10.8				
1.5H	+ 5.3 / - 6.5					+ 7.5 / -10.7				
2.0H	+ 5.8 / - 4.2					+ 8.3 / - 7.6				

CIE Pub.117, 1103 lm Total Lamp Luminous Flux Correct ($8\log(F/F_0) = 0.3$)

C Range: 0 - 360DEG
C Interval: 15.0DEG
Test Speed: HIGH
Temperature:25.3DEG
Operators:Jason
Test Date:2020-05-11

γ Range: 0 - 90DEG
 γ Interval: 0.5DEG
Test System:EVERFINE GO-2000B_V1 SYSTEM V2.0.362
Humidity:58%
Test Distance:5.850m [K=1.0000]
Remarks:

UTILIZATION FACTORS TABLE

Test:U:48.00V I:0.3324A P:15.96W PF:1.000 Freq:0Hz Lamp Flux:1102.83x1 lm		
NAME: ML26-RS40-16W-927-18	TYPE:Low Voltage Track System Module	
SPEC.:2700K	DIM.: ϕ 40mm*H70mm	
MFR.: NEKO LIGHTING AG		

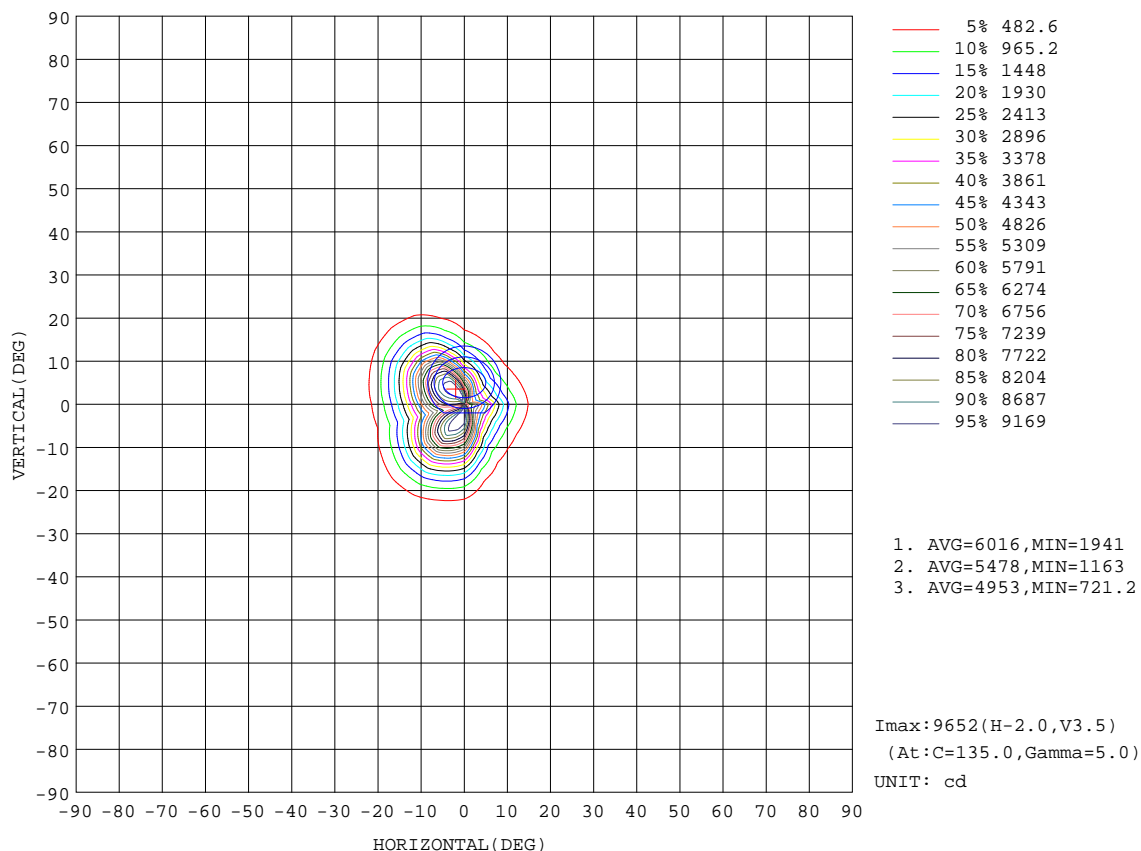
REFLECTANCE										
Ceiling	0.8	0.8	0.8	0.7	0.7	0.7	0.5	0.5	0.5	0
Walls	0.7	0.5	0.3	0.7	0.5	0.3	0.7	0.5	0.3	0
Working plane	0.2	0.2	0.2	0.2	0.2	0.2	0.2	0.2	0.2	0
ROOM INDEX	UTILIZATION FACTORS(PERCENT) $k(RI) \times RCR = 5$									
$k = 0.60$	91	86	82	91	86	82	90	85	82	79
0.80	98	93	90	98	93	90	97	92	89	86
1.00	102	97	94	101	97	94	100	96	93	90
1.25	105	101	98	104	100	97	103	99	97	93
1.50	108	104	101	107	103	100	105	102	99	95
2.00	110	106	103	109	105	103	106	103	101	96
2.50	111	108	105	110	107	104	107	104	103	97
3.00	113	110	107	111	108	106	108	106	104	98
4.00	115	112	110	113	111	109	109	107	106	99
5.00	116	114	112	114	112	111	110	109	108	100
ROOM INDEX	UF(total)									Direct
According to DIN EN 13032-2 2004			Suspended					SHRNOM = 1.25		

C Range: 0 - 360DEG
 C Interval: 15.0DEG
 Test Speed: HIGH
 Temperature:25.3DEG
 Operators:Jason
 Test Date:2020-05-11

γ Range: 0 - 90DEG
 γ Interval: 0.5DEG
 Test System:EVERFINE GO-2000B_V1 SYSTEM V2.0.362
 Humidity:58%
 Test Distance:5.850m [K=1.0000]
 Remarks:

ISOCANDELA DIAGRAM

Test:U:48.00V I:0.3324A P:15.96W PF:1.000 Freq:0Hz Lamp Flux:1102.83x1 lm		
NAME: ML26-RS40-16W-927-18	TYPE:Low Voltage Track System Module	
SPEC.:2700K	DIM.: ϕ 40mm*H70mm	
MFR.: NEKO LIGHTING AG		



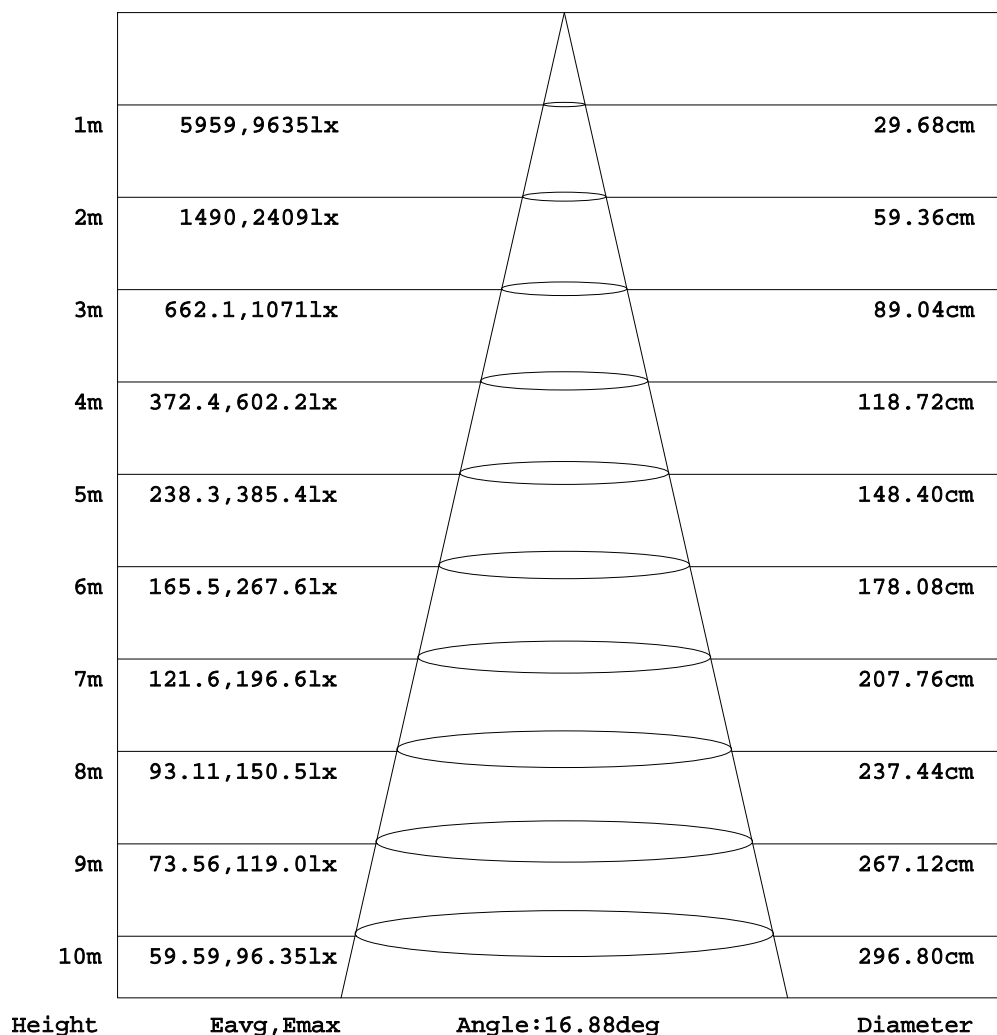
C Range: 0 - 360DEG
C Interval: 15.0DEG
Test Speed: HIGH
Temperature:25.3DEG
Operators:Jason
Test Date:2020-05-11

γ Range: 0 - 90DEG
 γ Interval: 0.5DEG
Test System:EVERFINE GO-2000B_V1 SYSTEM V2.0.362
Humidity:58%
Test Distance:5.850m [K=1.0000]
Remarks:

AAI Figure

Test:U:48.00V I:0.3324A P:15.96W PF:1.000 Freq:0Hz Lamp Flux:1102.83x1 lm		
NAME: ML26-RS40-16W-927-18	TYPE:Low Voltage Track System Module	
SPEC.:2700K	DIM.: ϕ 40mm*H70mm	
MFR.: NEKO LIGHTING AG		

Flux out:418.1 lm



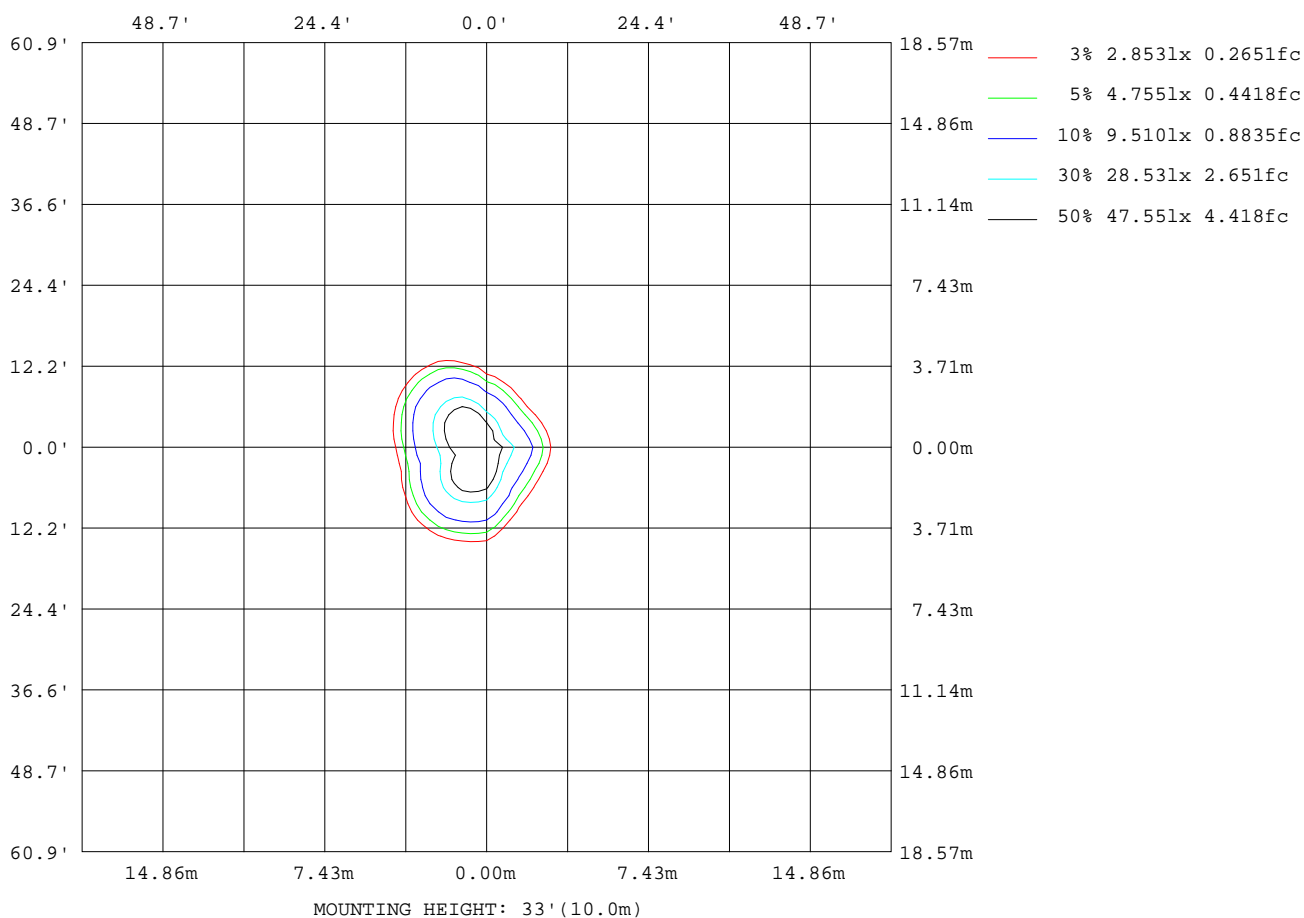
Note:The Curves indicate the illuminated area and the average illumination when the luminaire is at different distance.

C Range: 0 - 360DEG
C Interval: 15.0DEG
Test Speed: HIGH
Temperature:25.3DEG
Operators:Jason
Test Date:2020-05-11

γ Range: 0 - 90DEG
 γ Interval: 0.5DEG
Test System:EVERFINE GO-2000B_V1 SYSTEM V2.0.362
Humidity:58%
Test Distance:5.850m [K=1.0000]
Remarks:

ISOLUX DIAGRAM

Test:U:48.00V I:0.3324A P:15.96W PF:1.000 Freq:0Hz Lamp Flux:1102.83x1 lm		
NAME: ML26-RS40-16W-927-18	TYPE:Low Voltage Track System Module	
SPEC.:2700K	DIM.: ϕ 40mm*H70mm	
MFR.: NEKO LIGHTING AG		



C Range: 0 - 360DEG
C Interval: 15.0DEG
Test Speed: HIGH
Temperature:25.3DEG
Operators:Jason
Test Date:2020-05-11

γ Range: 0 - 90DEG
 γ Interval: 0.5DEG
Test System:EVERFINE GO-2000B_V1 SYSTEM V2.0.362
Humidity:58%
Test Distance:5.850m [K=1.0000]
Remarks:

LED Avg.L Report

Test:U:48.00V I:0.3324A P:15.96W PF:1.000 Freq:0Hz Lamp Flux:1102.83x1 lm		
NAME: ML26-RS40-16W-927-18	TYPE:Low Voltage Track System Module	
SPEC.:2700K	DIM.: ϕ 40mm*H70mm	
MFR.: NEKO LIGHTING AG		

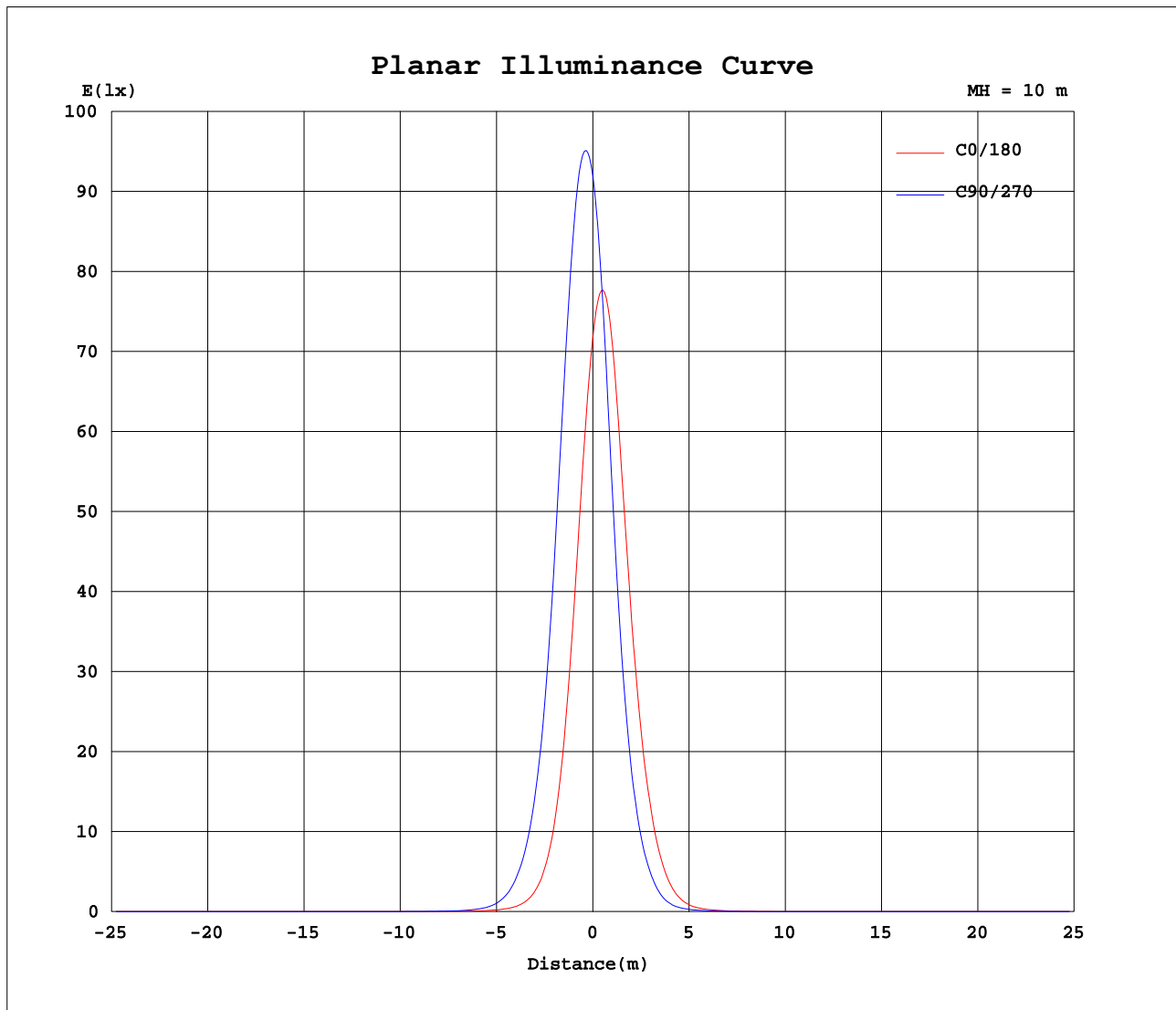
AvgL	cd/m2
L_0~180 (65) av	251
L_0~180 (75) av	145
L_0~180 (85) av	344
L_90~270 (65) av	217
L_90~270 (75) av	136
L_90~270 (85) av	302
L_45 (65) av	291
L_45 (75) av	171
L_45 (85) av	362

Standard: GB/T 29293-2012

C Range: 0 - 360DEG
C Interval: 15.0DEG
Test Speed: HIGH
Temperature:25.3DEG
Operators:Jason
Test Date:2020-05-11

γ Range: 0 - 90DEG
 γ Interval: 0.5DEG
Test System:EVERFINE GO-2000B_V1 SYSTEM V2.0.362
Humidity:58%
Test Distance:5.850m [K=1.0000]
Remarks:

Planar Illuminance Curve



C Range: 0 - 360DEG
C Interval: 15.0DEG
Test Speed: HIGH
Temperature: 25.3DEG
Operators: Jason
Test Date: 2020-05-11

γ Range: 0 - 90DEG
 γ Interval: 0.5DEG
Test System: EVERFINE GO-2000B_V1 SYSTEM V2.0.362
Humidity: 58%
Test Distance: 5.850m [K=1.0000]
Remarks:

```

γ Range: 0 - 90DEG
γ Interval: 0.5DEG
Test System:EVERFINE GO-2000B_V1 SYSTEM V2.0.362
Humidity:58%
Test Distance:5.850m [K=1.0000]
Remarks:

```

```

γ Range: 0 - 90DEG
γ Interval: 0.5DEG
Test System:EVERFINE GO-2000B_V1 SYSTEM V2.0.362
Humidity:58%
Test Distance:5.850m [K=1.0000]
Remarks:

```